

# Tunnel LED



## Product information

Bring great light from Tungsram into your tunnels with the TLBt and TMBt, Tungsram's new single and double module tunnel lighting fixtures. The TLBt & TMBt are available in a range of optical combinations for flexibility across a wide range of applications such as low and high speed tunnels, underpasses and industrial areas. Maintenance in a tunnel environment can cause a headache not only for the operators but for the users as well. Tungsram' engineers therefore put major focus on developing a highly durable and reliable product with a long lifetime, providing an easy and rapid tool-less maintenance solution to speed up installation and reduce disruptive maintenance, as well as its costs. Safety is another important aspect regarding tunnels in which lighting has a key role. Our tunnel lighting solution can increase light quality and therefore safety through better visibility for drivers, who can react more rapidly to emergencies and other situations in tunnels, where every second matters.

## Application areas

- Underpasses
- Industrial areas
- Floodlight

## Driver features

- Drivers available from 75 up to 165 Watts with dynamim, AMPdim and DALI control.
- Minimum dimming level: 15W for TLBt and 30W for TMBt

## Optics

Available photometric distributions:

- Narrow asymmetric - medium (AB2, AB5)
- Asymmetric -short (AC5)
- Asymmetric - medium (AE2, AE5)
- Forward asymmetric - medium (AF5, AG2)
- Narrow asymmetric with backlight - short (AP5)
- Narrow symmetric - medium (SB2, SB5)
- Symmetric - short (SC5)
- Symmetric - medium (SE2, SE5)
- Forward symmetric medium (SF5, SG2)
- Narrow symmetric with backlight - short (SP5)
- Symmetric - medium (Y5)

Rated colour rendering index:>70

Rated correlated colour temperatures\*: 3000k, 4000K, 5000K

S/P rating for: 3000K - 1.22, 4000K - 1.5, 5000K - 1.71

ULOR: 0

Rated initial chromaticity co-ordinate values:

- 3000K: CIE(x=0.4338, y=0.403) 5SDCM
- 4000K: CIE(x= 0.3818, y= 0.3797) 5SDCM
- 5000K: CIE(x= 0.34, y= 0.35) 5SDCM

## Installation and maintenance

### Mounting options:

- Two types of fixing bracket are available: short arm for ceiling mounting, and long arm for wall mounting. Additional mounting solutions are available on request.
- Weight: 9 Kg
- Recommended mounting height: 4-8 m
- The LED light engine and driver are replaceable without the need of tools, enabling a quick and easy maintenance solution
- Recommended maintenance factor for lighting design: 0.8
- Ambient temperature from -40°C to +50°C
- Storage temperature up to 85°C

## Structures and materials

Housing material: die-cast aluminium

Optical material: aluminised plastic or aluminium

Optical cover: tempered glass

Colour: RAL9005

All materials used in this product are WEEE and ROHS compatible.

## Performance

Rated luminous flux: from 4250 to 22840 lm

Rated luminaire efficacy: up to 143 lm/W

Photometric code: 730/559, 740/559, 750/559

Rated median useful life and the associated rated LM factor:

L80B50>181.000 hours (TLBt, TMBt)

Rated useful life and the associated rated LM factor:

L80B10>177.000 hours (TLBt, TMBt)

Rated abrupt failure value: value < 10% at 100.000 hours\*

Lumen maintenance code: 9

Rated ambient temperature (tq) related to performance for a luminaire: 25°C

\*Definitions and tolerances according to IEC62722-2-1:2014

## Electrical

Input voltage and frequency: 220-240V, 50-60Hz

Class I, Class II

Surge immunity: minimum 10kV in Class I, minimum 6kV in Class II

Rated input power: 33W to 176W

## Other options available

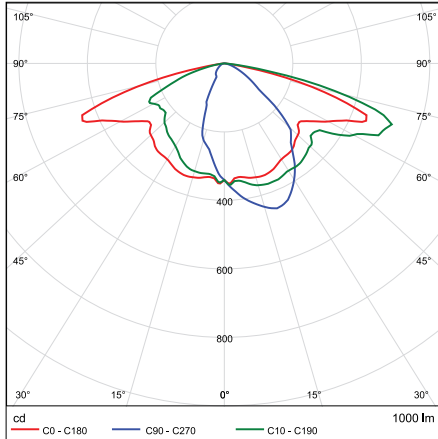
Precabing, Mounted connectors with DALI loop-in loop out, Extra surge protection device (10kV/5kA)

## Standards and regulation

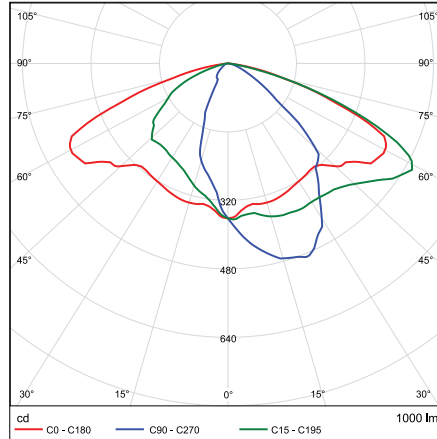
CE, ENEC, Directive 2014/30EU, 2014/35/EU, 2009/125/EC, 2019/2020/EU, 2011/65/EU, EN 60598-1 & EN 60598-2-5, EN 62471, EN 55015, EN 61000 (61000-3-2 and 61000-3-3), EN 62493, EN 61547.

ENEC is applicable for the following optic variants: AB5, AE5, SB5, SE5, Y5.

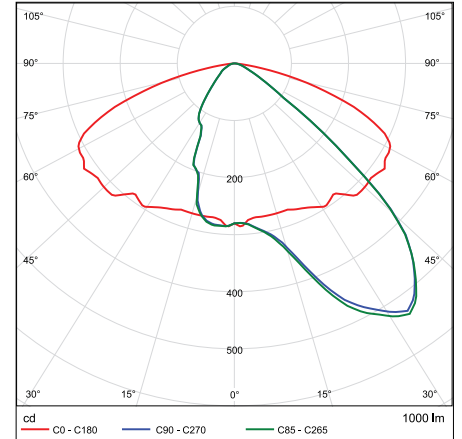
## Typical photometrical features



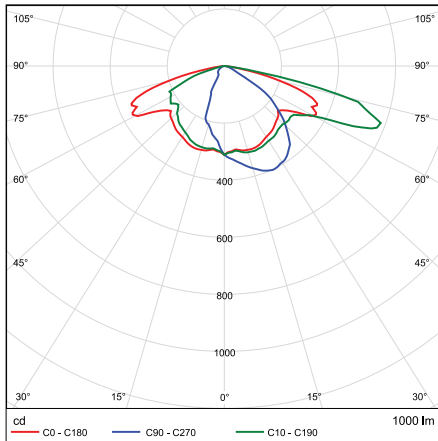
AB2



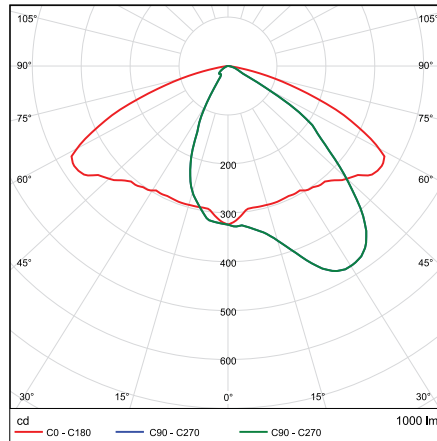
AB5



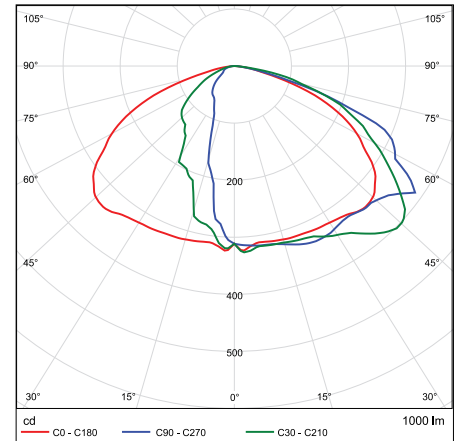
AC5



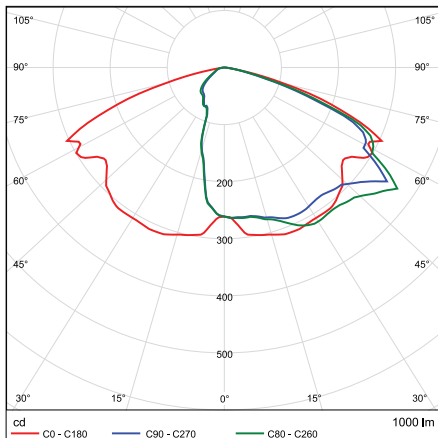
AE2



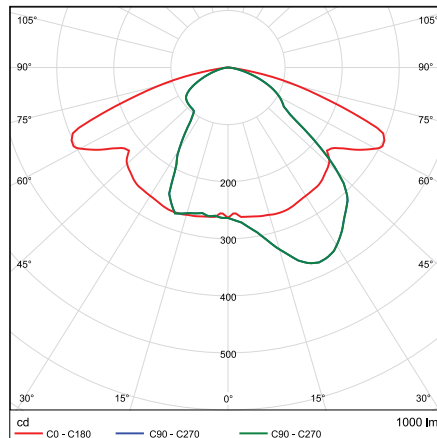
AE5



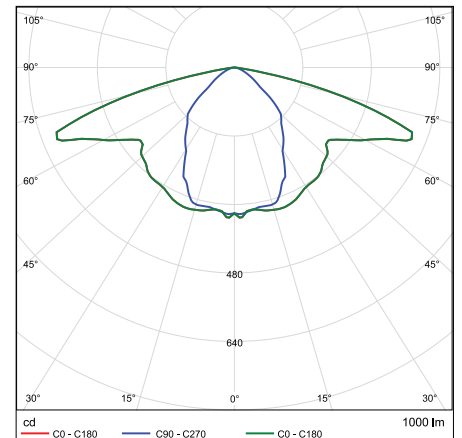
AF5



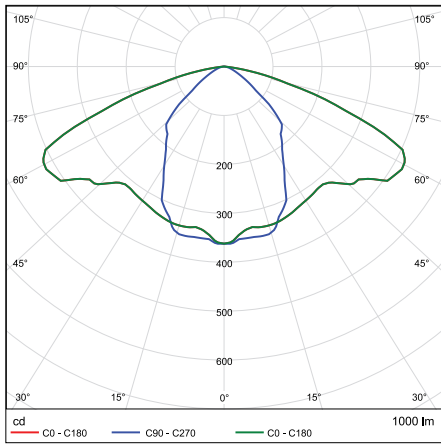
AG2



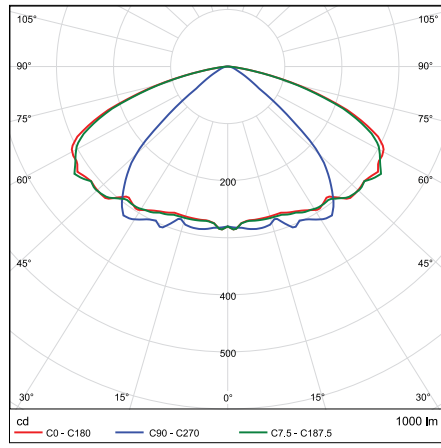
AP5



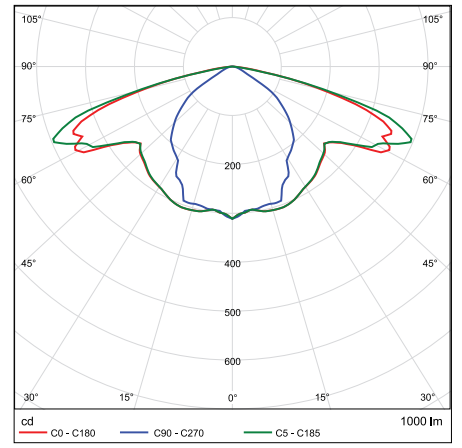
SB2



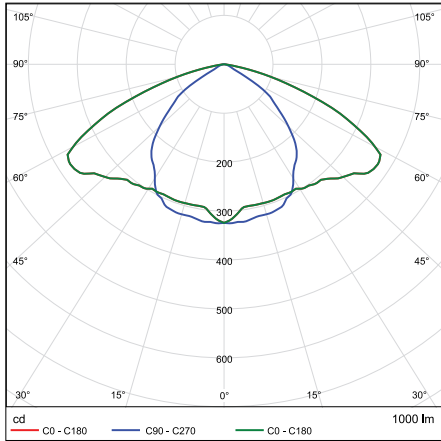
SB5



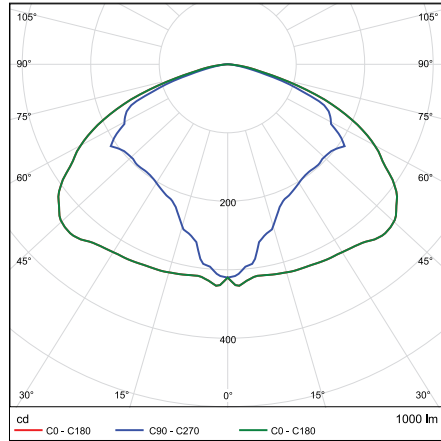
SC5



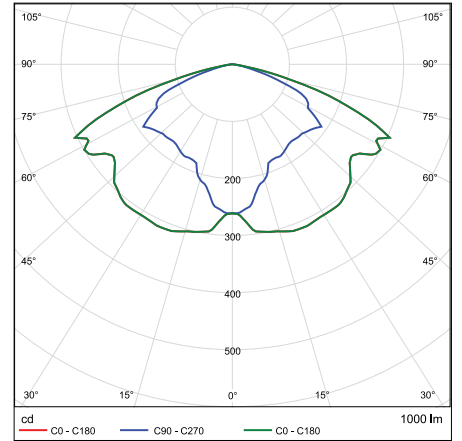
SE2



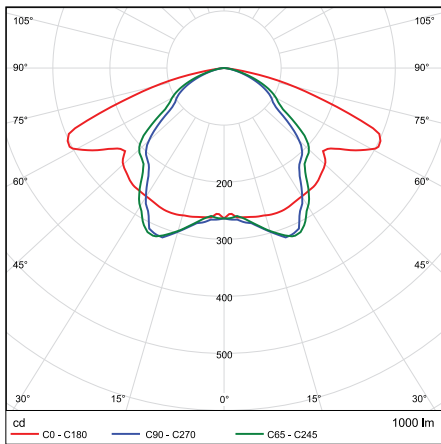
SE5



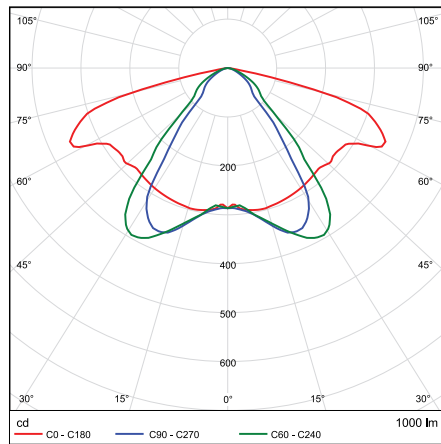
SF5



SG2



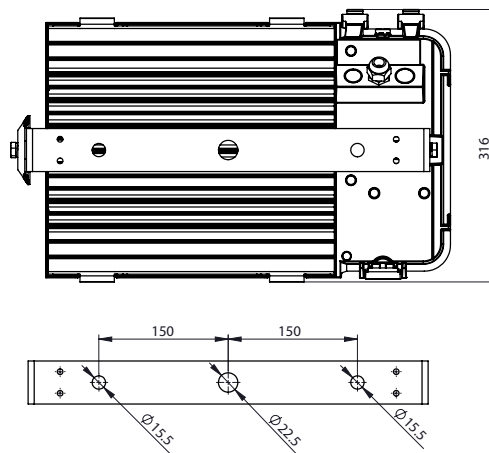
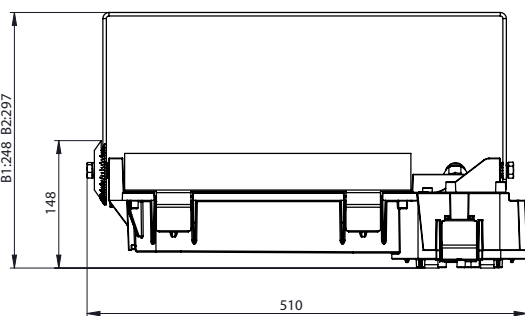
SP5



Y5

## Dimensions (mm)

Version standard (B1, B2)



# Order logic

## 1 module

Family	Gen.	Front glass	Optics	Input Power (W) *	CCT [K]	Control	Accessories	IEC protection class	Precabing	Mounting	Customer*
TLBt	4	F	AB2 AB5 AC5 AE2 AE5 AF5 AG2 AP5 Y5	32-90 - 32W-90W*	30 - 3000 40 - 4000 50 - 5000	N - No control D - DALI AMPxxx - Output current amplitude dimming** Wxxx - LineSwitch** Yxxx - DynaDIM** NLxxx - No control + CLO** DLxxx - DALI + CLO** WLxxx - LineSwitch + CLO** YLxxx - DynaDIM + CLO**	ST- 10kV Surge immunity (built-in the driver) SP - 10kV Extra Surge protection	C1 - Class I C2 - Class II	N - without precabing Px - Precabed with x** m MCx - Mounted Con- nector***	B1 - Short bracket for ceiling mounting B2 - Long bracket for wall mounting	XXX

**Example:** TLBt/4/F/Y/90/40/D/ST/C1/N/B1

\* Input power of the Luminaire can be programmed by the manufacturer in 1W steps within the marked range.

\*\* x is integer:0-9

\*\*\* if X is "2" it means two extra connector pairs for DALI loop-in loop out, if "0" there is no DALI loop. This option is not valid with C2.

\*\*\*\* Optional customer/project specific product identifier. It has no impact on technical features. Leave it blank if it is standard.

## 2 modules

Family	Gen.	Front glass	Optics	Input Power (W) *	CCT [K]	Control	Accessories	IEC protection class	Precabing	Mounting	Customer
TMBt	4	F	AB2 AB5 AC5 AE2 AE5 AF5 AG2 AP5 SB2 SB5 SC5 SE2 SE5 SF5 SG2 SP5 Y5	130 - 175 130W-175W *****	30 - 3000 40 - 4000 50 - 5000	N - No control D - DALI AMPxxx - Output current amplitude dimming** Wxxx - LineSwitch** Yxxx - DynaDIM** NLxxx - No control + CLO** DLxxx - DALI + CLO** WLxxx - LineSwitch + CLO** YLxxx - DynaDIM + CLO**	ST- 10kV Surge immunity (built-in the driver) SP - 10kV Extra Surge protection	C1 - Class I C2 - Class II	N - without precabing Px - Precabed with x** m MCx - Mounted Con- nector***	B1 - Short bracket for ceiling mounting B2 - Long bracket for wall mounting	XXX

**Example:** TMBt/4/F/AA/130/40/D/ST/C1/N/B1

\* Input power of the Luminaire can be programmed by the manufacturer in 1W steps within the marked range.

\*\* x is integer:0-9

\*\*\* if X is "2" it means two extra connector pairs for DALI loop-in loop out, if "0" there is no DALI loop. This option is not valid with C2.

\*\*\*\* Optional customer/project specific product identifier. It has no impact on technical features. Leave it blank if it is standard.

\*\*\*\*\* This wattage range will be available only for single version with B1 or B2

## Rated Lumens Table

		3000K			4000K			5000K		
	Nominal Power	Lumen	LPW	Nominal Power	Lumen	LPW	Nominal Power	Lumen	LPW	
TLBt	32	4050	127	32	4450	139	32	4630	145	
	42	5270	125	42	5790	138	42	6020	143	
	54	6640	123	54	7290	135	54	7580	140	
	65	7800	120	65	8570	132	65	8920	137	
	90	9860	110	90	10830	120	90	11270	125	
TMBt	130	15320	118	130	16830	129	130	17510	135	
	150	17280	115	150	18990	127	150	19750	132	
	175	19360	111	175	21280	122	175	22130	126	

