


Edgelit Panel Value Range



DATA SHEET

LED IP20 CLASS II CE UK CA

Product information

Our new Edgelit panel range is ultrathin and very light, so it is very easy to store and install. The improved diffuser structure creates an even light distribution. Our LED panel is an ideal solution for offices, corridors or any space where an efficient and reliable fixture is needed. Thanks to our wide range of accessories, the product can be mounted in different ways: recessed, suspended or surface mount.

Features

- 33W and 36W
- Up to 121lm/W efficiency
- Up to 4300 lm luminous flux
- CCT: 3000K, 4000K, 6500K
- 30.000 hours at L70/B50
- Even light distribution
- Easy installation
- Reliable Samsung chips
- Light weight

Application areas



Office



Public buildings



Retail and commercial buildings

Specification summary

Parameters below are the same for all luminaires in the range:

Light Technology used	LED
Light source	Non-removable
Mains / Non-mains	Non-mains light source
Directional / Non-directional	Directional
Colour-tuneable	No
Anti-glare shield	Yes(UGR19) /No (Other)
Correlated color temperature (CCT)	3000K, 4000K, 6500K
Colour rendering index (CRI) (Ra) min	80
R9 colour rendering index value	0
SDCM (Standard Deviation or Color Maintenance)	≤4
Beam angle	90° (UGR19), 110° (Other)
Flicker metric	≤1
Stroboscopic effect metric	0,9

Input Voltage & Frequency	220-240V(AC), 50/60Hz
Light source output voltage DC	40 V
Power factor	≥0,9
Displacement factor	0,90
Lifetime (L70B50)	30.000
Survival factor at 3000h	1
Lumen maintenance at 3000h	0,96
Ingress protection (IP)	IP20
Protection Class	Class II
Color of Housing	White - RAL9003
UGR	<19, 22

Parameters below are specific for each of the product codes:

Product code	Description	ELECTRICAL DATA				Dimmable	PHOTOMETRICAL DATA					DIMENSIONS & WEIGHTS	
		Luminaire power (W)	Light source On-mode power (W)	Luminaire input current (mA)	Light source constant current DC (mA)		Luminaire lumen (lm)	Light source Useful lumen (90°) (lm)	Luminaire Efficiency (lm/W)	Beam angle	UGR (4H8H)	Dimensions (LxWxH) (mm)	Product weight (kg)
93118673	Tung Panel E 2x2 S 36W 830 19	36	32,4	160	900	No (Static)	3450	2340	96	90°	<19	595x595x9	2,2
93118674	Tung Panel E 2x2 S 36W 840 19	36	32,4	160	900	No (Static)	3600	2440	100	90°	<19	595x595x9	2,2
93118675	Tung Panel E 2x2 S 36W 865 19	36	32,4	160	900	No (Static)	3600	2440	100	90°	<19	595x595x9	2,2
93118706	Tung Panel E 1x4 S 36W 830 19	36	32,4	160	900	No (Static)	3450	2340	96	90°	<19	295x1195x10	2,2
93118707	Tung Panel E 1x4 S 36W 840 19	36	32,4	160	900	No (Static)	3600	2440	100	90°	<19	295x1195x10	2,2
93120708	Tung Panel E2 2x2 S 33W 830	33	29,7	na	na	No (Static)	3800	3800	115	110°	22	595x595x9	2,2
93120709	Tung Panel E2 2x2 S 33W 840	33	29,7	na	na	No (Static)	4000	4000	121	110°	22	595x595x9	2,2
93120710	Tung Panel E2 2x2 S 33W 865	33	29,7	na	na	No (Static)	4000	4000	121	110°	22	595x595x9	2,2
93120712	Tung Panel E2 2x2 S 33W 865 DS	33	29,7	na	na	No (Static)	4000	4000	121	110°	22	595x595x9	2,2
93120711	Tung Panel E2 2x2 S 33W 840 DS	33	29,7	na	na	No (Static)	4000	4000	121	110°	22	595x595x9	2,2
93120714	Tung Panel E2 2x2 S 36W 865 DS	36	32,4	na	na	No (Static)	4300	4300	119	110°	22	595x595x9	2,2
93120713	Tung Panel E2 2x2 S 36W 840 DS	36	32,4	na	na	No (Static)	4300	4300	119	110°	22	595x595x9	2,2

ACCESSORIES

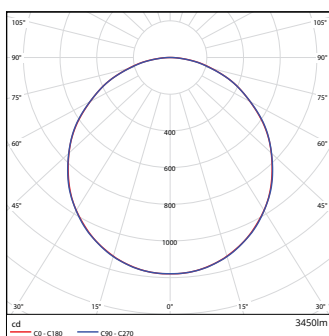
93117380	Surface mounting Kit 2x2 R9003 P											601x601x43
93117381	Surface mounting Kit 1x4 R9003 P											301x1201x43
93117658	Surface mounting Kit 2x2 DS R9003 P											601x601x43
93117659	Surface mounting Kit 1x4 DS R9003 P											301x1201x43
93118779	SUSPENSION KIT 2X2 LED PANEL P											1000
93118780	Edgelit LED Panel Safety Kit P											1000
93118781	SUSPENSION KIT 1X4 LED PANEL P											1000
93118782	Plasterboard Mount KIT for Edgelit P											40x17x29

The whole range is compatible with our Emergency Converter Kits: SKU 93100237 and 93100238.

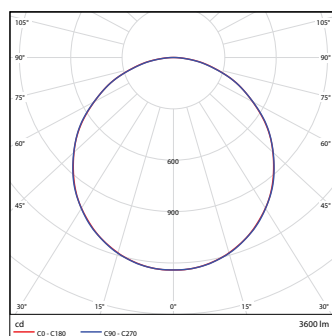
Energy efficiency class (A-G)*



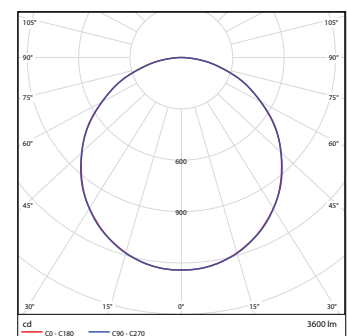
Photometric data



3000K




4000K



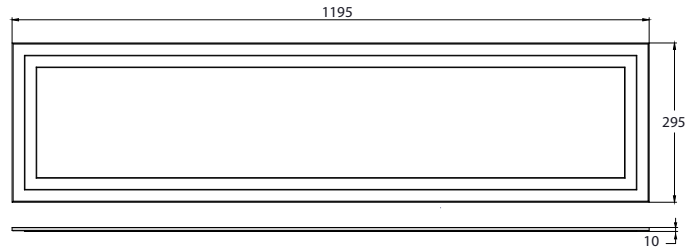
6500K

Only for indicative purpose. For lighting design, please use the ldt photometry files available for the products

Dimensions (mm)



Panel 1x4



Ordering information

Internal Code	Range	Feature size scale	Control	System Watt-age	CRI	CCT	UGR	Shipment
Tung Panel	E - Value	2x2 1x4	S - Static	33W 36W	8 - 80	30 - 3000K 40 - 4000K 65 - 6500K	19 - UGR<19 -	DS - Direct Shipment -

Regulatory and standards

Regulatory mark: CE, UKCA, Morocco

Regulations: 2014/35/EU, 2014/30/EU, 2011/65/EU, (framework 2009/125/EC) EU 2019/2020, (framework EU/2017/1369) EU 2019/2015*

Harmonized standards: EN 60598, EN 62493, EN 61547, EN55015, EN 61000, look for CE Declaration of Conformity and Technical File for details

Photobiological risk assessment is maximum group 1. The product is considered safe, does not pose any photobiological hazard
*not on DOC