

TUNGSRAM™

Innovation is our heritage
EST. 1896



INTEGRATED BULKHEAD

Generation 2




INTEGRATED BULKHEAD PREMIUM G2

Tungsram bulkhead range offer an excellent choice with simple and elegant design in 3 sizes. It is a wall and ceiling LED luminaire that can be used in versatile application areas including damp environments, entrance halls, receptions, stairwells, corridors, circulation routes, rest areas and outside walls of buildings. The range includes products with static and DALI control, motion sensor.

Technical details

- Size diameter: 250mm, 300mm, 330mm
- From 17W to 30W, from 2040lm to 3240lm
- Static, DALI, EM, Sensor options
- High efficiency: 120lm/W
- CCT: 4000K
- SDCM max 6
- High quality Samsung chips
- Long life: 60k hours @ L80B10
- Additional Eyelid accessory for the 300mm diameter types
- Easy installation with preinstalled screws
- Operating temperature from -25 °C to +45 °C



SAVE COST THROUGH

- faster installation
- highly efficient product
- reduced replacement time
- cover part with pre-installed screws

Backplate



LED Module



Eyelid

Additional Eyelid accessory is available only for the 300mm diameter types



Office

Public
buildingsCorridors/
staircases

Key improvements



- Pre-installed screws for easier & faster installation

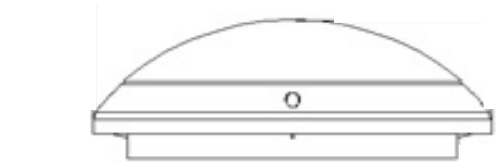
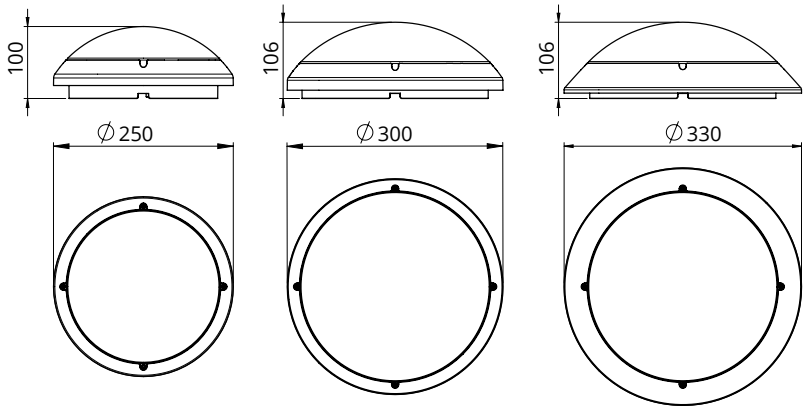


- Silicon caps for modern, decorative look&feel

Mounting options

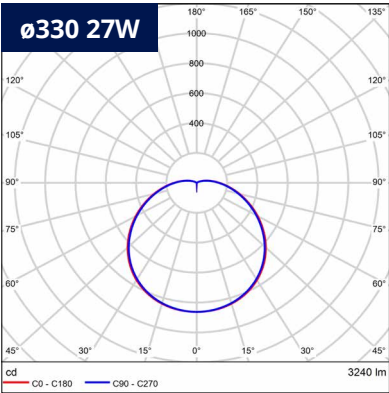
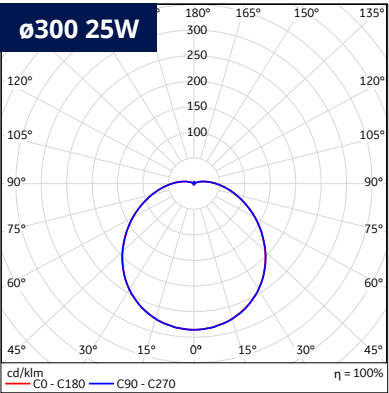
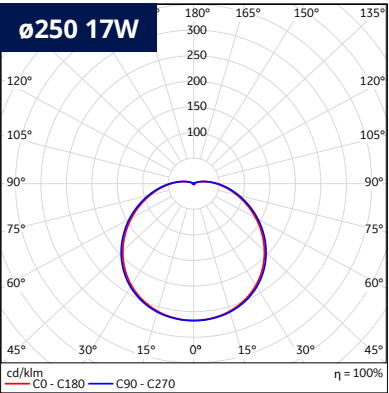
- Surface mount
- Wall mount

DIMENSIONS



Range	Diameter	Height
D25	ø250mm	100mm
D30	ø300mm	106mm
D33	ø330mm	106mm

PHOTOMETRIC DISTRIBUTIONS



SPECIFICATIONS SUMMARY



Product Description	Product Code	Wattage (W)	Control	Lumen (lm)	CCT (K)	System Efficiency (lm/W)	Dimensions (mm)	Weight (kg)	Ambient Temperature °C
Integrated Bulkhead - Static basic									
LED Bulkhead G2 TU D25 17W 840 S NNN	93119318	17	static	2040	4000	120	Ø250 x 100	0.5	-25 to +45
LED Bulkhead G2 TU D30 17W 840 S NNN	93119319	17	static	2040	4000	120	Ø300 x 106	0.7	-25 to +45
LED Bulkhead G2 TU D30 25W 840 S NNN	93119320	25	static	3000	4000	120	Ø300 x 106	0.7	-25 to +45
LED Bulkhead G2 TU D33 20W 840 S NNN	93119321	20	static	2400	4000	120	Ø330 x 106	0.7	-25 to +45
LED Bulkhead G2 TU D33 27W 840 S NNN	93119322	27	static	3240	4000	120	Ø330 x 106	0.7	-25 to +45
Integrated Bulkhead - DALI									
LED Bulkhead G2 TU D30 18W 840 D NNN	93119349	18	DALI	1980	4000	110	Ø300 x 106	0.8	-25 to +45
LED Bulkhead G2 TU D33 18W 840 D NNN	93119351	18	DALI	1980	4000	110	Ø330 x 106	0.8	-25 to +45
Integrated Bulkhead - Motion and daylight sensor									
LED Bulkhead G2 TU D25 17W 840 S NNM	93119333	17	static	2040	4000	120	Ø250 x 100	0.6	-25 to +45
LED Bulkhead G2 TU D30 17W 840 S NNM	93119334	17	static	2040	4000	120	Ø300 x 106	0.8	-25 to +45
LED Bulkhead G2 TU D30 25W 840 S NNM	93119335	25	static	3000	4000	120	Ø300 x 106	0.8	-25 to +45
LED Bulkhead G2 TU D33 17W 840 S NNM	93119336	17	static	2040	4000	120	Ø330 x 106	0.8	-25 to +45
LED Bulkhead G2 TU D33 27W 840 S NNM	93119337	27	static	3240	4000	120	Ø330 x 106	0.8	-25 to +45
Integrated Bulkhead - Emergency 3 hours									
LED Bulkhead G2 TU D30 20W 840 S EMN	93119361	20	static	2100	4000	105	Ø300 x 106	0.9	0 to +25
LED Bulkhead G2 TU D33 20W 840 S EMN	93119362	20	static	2100	4000	105	Ø330 x 106	0.9	0 to +25
LED Bulkhead G2 TU D33 30W 840 S EMN	93119363	30	static	3150	4000	105	Ø330 x 106	0.9	0 to +25
Integrated Bulkhead - Motion and daylight sensor + Emergency									
LED Bulkhead G2 TU D33 20W 840 S EMM	93119369	20	static	2100	4000	105	Ø330 x 106	0.9	0 to +25
LED Bulkhead G2 TU D33 30W 840 S EMM	93119370	30	static	3150	4000	105	Ø330 x 106	0.9	0 to +25
Integrated Bulkhead - Eyelid accessory									
LED Bulkhead G2 TU D30 Eyelid B	93119685								
LED Bulkhead G2 TU EM Battery	93119722								



TUNGSRAM GROUP

77. Váci út
1044 Budapest, Hungary

Tungsram.com